

Tauranga Art Gallery Trust Annual Report 2023–2024



toi
tauranga
art gallery

Contents

Introduction	2
Chairperson's Report	4
Director's Report	9
Visitor Surveys	11
Exhibitions & Events	14
Non Financial Performance	21
Financial Performance	25
Staff	41

Tauranga Art Gallery Trust (TAGT) is incorporated under the Charitable Trusts Act 1957 as a not-for-profit entity, established to deliver and operate a public art gallery to serve residents of Tauranga, the Western Bay of Plenty, and visitors to the region. TAGT has charitable status with the Inland Revenue Department.

This report has been completed in accordance with our Tauranga City Council Statement of Intent and the Local Government Act 2002, which requires that TAGT report to Council on a six-monthly and annual basis.

Reports



CHAIR'S REPORT

Gallery History

In the mid-1970s, an art gallery opened on Elizabeth Street that was funded by the Tauranga Regional Council, with staff and volunteers provided by the Tauranga Art Society. Though short-lived, the gallery demonstrated a community desire for a public art gallery.

Upon her passing in 1984, painter Ethel Urania MacMillan (Ray) bequeathed \$457,000 towards a public art gallery for Tauranga. Eight years later in 1992 Tauranga Art Society member Venetta Jessie Miles passed and donated an additional \$1 million. These were the beginnings of the Tauranga Art Gallery Fund. In 1993 a steering group was formed, and in 1997 the Friends of Tauranga Art Gallery came together to advocate for a public art gallery. In 1998 the Tauranga Art Gallery Trust was established. Then a year later in 1999 the former BNZ building on the corner of Wharf and Willow Street was purchased by the Trust with funding from Tauranga District Council and the Venetta Miles Estate. Further funding was made available from the Macmillan Estate, the Joy Owens Trust, Regional Museums Fund, community trusts and various other donors from across the region to develop the building so that it was fit for purpose to international museum standards. In 2007 the Gallery designed by Mitchell & Stout Architects opened its doors.

This was 17 years ago and now we are excited to see the next evolution of the Gallery.

A Redevelopment Project

2025 will see a reorientation of the gallery to face Masonic Park along with a new entrance and extension that will enhance the visitor experience with exciting retail and hospitality offerings - facilities our community has been asking for.

We will be upgrading the interior, lighting and air-conditioning systems, bringing the Gallery up to international museum standards - a requirement to be able to loan artworks from institutions such as Te Papa.

During the 2023 planning process we discovered that significant seismic strengthening work is required. The Trust is committed to future-proofing this important and much loved community asset, while also minimizing the time the Gallery is closed to the public. Thus, in the interests of time, cost, and sustainability, the Trust decided to complete the necessary seismic strengthening at the same time as the redevelopment.

To meet these increased costs, which took the project outside of the initial \$3.38m redevelopment funding committed by Tauranga City Council in March 2023, we considered all possible sources of funding and I wish to thank the Tauranga Art Gallery Foundation, TECT and Pub Charity for their support. In addition Tauranga Art Gallery Trust, as owners of the land and Gallery building, negotiated an arrangement to sell the land to Tauranga City Council who will in turn lease it back to the Trust for \$1 annually. Releasing these funds has enabled the seismic works and redevelopment to commence this year. I wish to thank Tauranga City Council for their vision and commitment in supporting the Gallery and future proofing this community asset for the next generation.

With opportunity however comes change and this has been a difficult year maintaining business as usual delivery from the main building until it closed, a pop-up on Devonport Road and a full education programme, along with a redevelopment project. The Board and Gallery staff have had to be flexible with shifting timeframes, and innovative in how we have adapted to challenges as they have arisen. The good news is that our supportive stakeholder community has been on the journey with us – every step of the way.

Governance and Financials

In February the Trust farewelled Trustee Zara Stanhope and in June mana whenua representative Sylvia Willison (Ngāi Tamarāwaho, Ngāti Ranganui, Ngāi te Rangi). Hanna Scott joins the trust in Zara's place with extensive governance and industry experience and in August 2024 matauranga Māori expert and mana whenua representative Allannah Winiata-Kelly came onboard too.

Earlier this year the Tauranga Art Gallery Foundation finished operations and released its funds to the Tauranga Art Gallery Trust for the purposes of capital development. The Trust wishes to thank the Foundation for their investment and growth of these monies over the past decade.

For the period under review the total revenue was \$1,984,443. Expenses were \$1,941,902 resulting in a surplus for the year of \$42,541 (after depreciation). This primarily came through a reduction of costs associated with the staffing restructure and

Other key numbers:

- Assets: \$2,011,550
- Non-Current Assets (property, plant and equipment) \$11,402,783
- Total Assets \$13,414,333
- Liabilities \$803,958
- Total assets less total liabilities (net assets) \$12,610,375

The Gallery has performed exceptionally well across the majority of its non-financial measures. However the closure of the gallery comes at a cost with a reduction in visitation and community engagement. Over the coming financial year additional costs are to be incurred in the relocation of the art collection and fit-out of a new storage facility. This is to be balanced with the longer view and benefit of the civic precinct Te Manawataki o Te Papa. The Trust continues to investigate and determine its best strategic options to future proof the Gallery so that long term fiscal and operational capability is assured. Financial sustainability remains a key focus over the coming years.

I wish to thank Deputy Chair Wayne Werder, Chair Audit Finance and Risk Alan Withrington along with trustees Rachel Scott, Ciska Vogelzang, and new and outgoing trustees too for their commitment and guidance over the past year.

Thanks

Established 27 years ago, the Friends of the Art Gallery continue to be enthusiastic and committed supporters of the Gallery. Over the coming months they are surveying our wider community for input into what a dynamic membership programme could look like when the Gallery reopens. We are supporting the committee to undertake this review and look forward to relaunching this popular group.

The Trust also greatly appreciates the continued support of all its various funders, exhibition sponsors, supporters and of course, our artists. Without this continued support we would not be able to provide the exciting exhibitions and programmes that have become the hallmark of the Tauranga Art Gallery.

Thank you to you all
Rosemary Protheroe
Chair - Tauranga Art Gallery Trust



**"I will never forget this exhibition.
Gorgeous." - C Compton**

Tauranga Art Gallery Trust (TAGT) was established in 1998 to manage and operate Tauranga Art Gallery Toi Tauranga (TAG), ensuring sound governance and financial management.

TAG creates lifelong relationships with art through exceptional art experiences that engage, inspire, challenge, and educate.

DIRECTORS REPORT

The last 12 months have seen my 1st full cycle as Director of the Gallery. Over this period we have kept our core focus of 'creating lifelong relationships with art', at the forefront of our programme delivery, planning and resourcing for the future. The Gallery team has worked extremely hard to keep up 'business as usual' whilst navigating temporary sites and shifting goal-posts. I wish to acknowledge the expertise and commitment of my staff over this time.

New Art Award

It was a pleasure to announce the Jann Medicott Award for Contemporary Art this year in partnership with the Acorn Foundation. This major new art award is for an artist who has made a significant contribution to contemporary art practice. It will be judged biennially by a panel of industry experts and the value of this award is \$30,000 plus an exhibition at Tauranga Art Gallery. As we have seen over the years with her support of the Jann Medicott Acorn Prize for Fiction, this new art award will be life changing for the winner.

Audience Engagement

With the main Gallery closing in November 2023, the second half of the year meant our programme was delivered solely from the Devonport Road pop-up. Despite working from a single gallery and adjacent education space, our schools education programmes were fully booked with nearly 4,000 children attending, most choosing to journey on the Art Bus funded by the Gallery.

On the national front our touring exhibition "Terminus" by Jess Johnson and Simon Ward attracted over 35,000 visitors at its final stop at Otago Museum. Additionally, the augmented reality project "Whakairo" by Kereama Taepa was shown at Aotearoa Art Fair to over 10,000 art enthusiasts, showcasing the significant interest in contemporary art and the Gallery's ability to connect with audiences nationally.

We finished the year with a total of 20,733 on-site visitors. Importantly, once national presentations are added, the Gallery achieved a much higher level of engagement with 65,733 visitors experiencing a Tauranga Art Gallery exhibition.

One of the ways we have successfully adapted to the closure of the main building has been through looking to digital solutions. Live-streaming artist talks and panel discussions not only helps maintain community engagement but has significantly broadened audience reach. With over 100,000 viewers tuning in to online experiences they provide valuable insights and feedback for future programming.

DIRECTORS REPORT

Strategic Development

With the opportunity of a redeveloped building to open, the Gallery has focussed on the development of a Visitor Experience Framework. The outcome and accompanying plan is one that identifies key audiences, and informs how we can best offer an exceptional experience. Key development focus areas of the framework are:

- engaging experiences
- attraction and retention
- diversification and inclusion, and
- building and redevelopment

We completed a Māori Engagement Framework that champions excellence for Māori artists and communities by casting a Te Ao Māori lens over programmes, building relationships and strengthening cultural competency within the organisation. We have secured funding from a Lotteries Grant to implement the strategy and a new part-time role 'Kaitohutohu Toi Māori' will be appointed to lead this work programme.

Nāku te rourou, nāu te rourou, ka ora ai te iwi

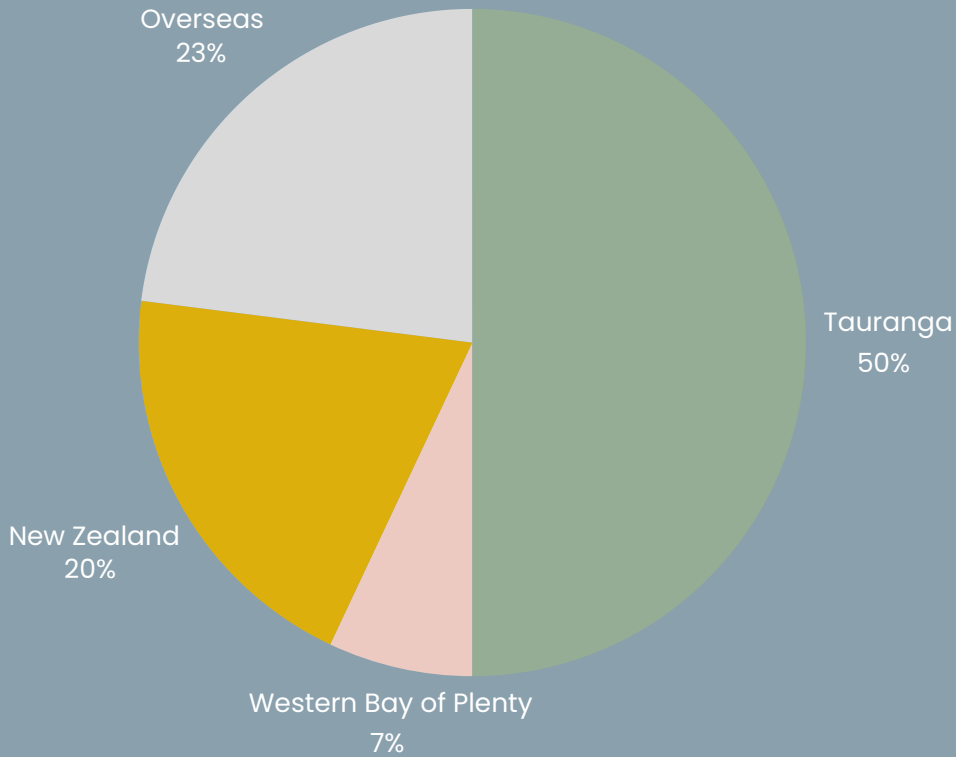
With your contribution and my contribution, together we will all flourish.

Sonya Korohina

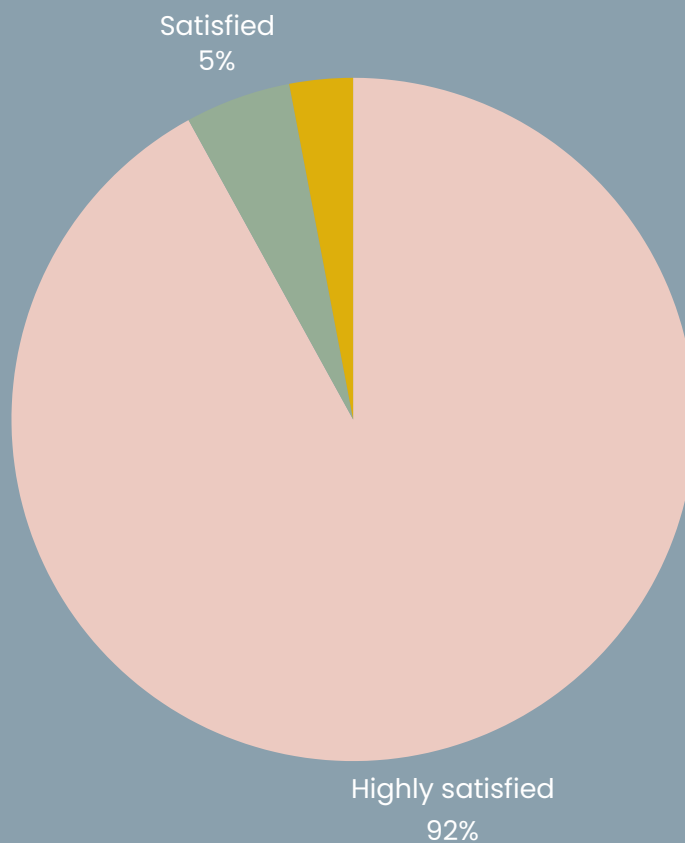
Director - Tauranga Art Gallery

Visitor Surveys

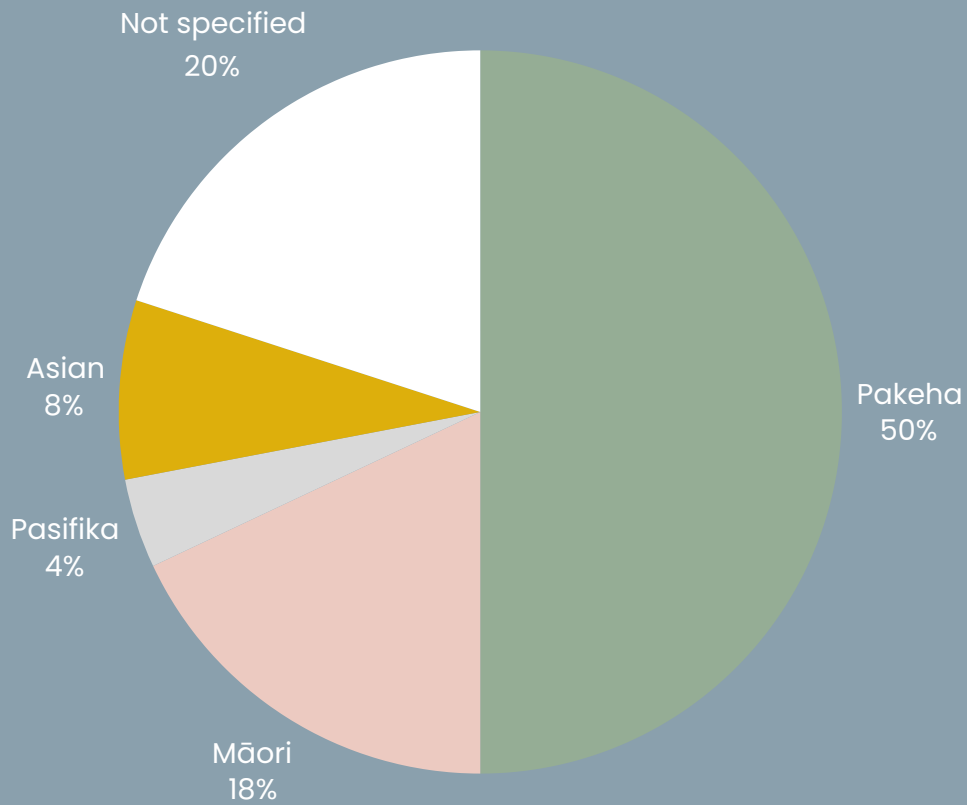
Residence



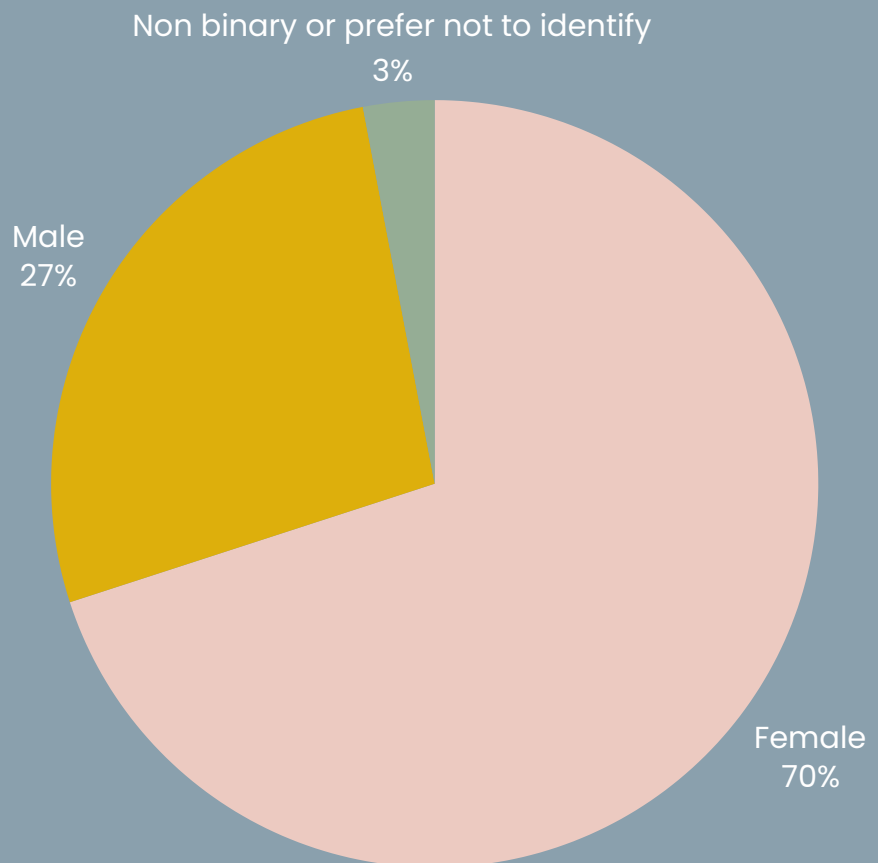
How was your visit?



Ethnicity



Gender



2023-2024 Highlights

4,000+

students caught the Art Bus provided for free funded by TAG and partners

65,733

people attended TAG programmes
20,733 - onsite gallery engagement
45,000 - national visitors to touring exhibitions

85%

were highly satisfied with their visit to the collection exhibition: Tauranga Moana Waterscapes

Digital Audience Growth

- Increase of 26.3% website users
- Organic content reach up 332% on FB and 100% on Instagram
- Profile visits on FB are up 45.4% and Instagram 17.9%

Exhibitions & Events



TAURANGA MOANA WATERSCAPES: 1800S - PRESENT


17 February 2024 - 3 June 2024

Drawing on artworks from three of Tauranga's largest public collections; the Tauranga Art Gallery Collection, Tauranga City Libraries Archives, and the Civic Art Collection, as well as selected works by prominent local contemporary artists, Tauranga Moana Waterscapes 1800s - Present showcased an evolution of artistic interpretations. Each artwork revealed how the same subject can inspire diverse expressions; from references to the Takitimu waka to vistas that the artist simply wishes to preserve. This exhibition presented the beauty, variety and importance of the estuaries, beaches, harbours, and sea that make up Tauranga Moana. Curated by Ellie Smith.

MEGAN DUNN: THE MERMAID CHRONICLES 2.0

14 October 2023 - 4 February 2024

The Mermaid Chronicles 2.0 explored writer and curator Megan Dunn's longstanding interest in mermaids, especially the world of professional mermaiding. The new Tauranga edition of the show included a special focus on the art and poetry of the Māori Mermaid (Jessica Thompson Carr), based in Ōtepoti Dunedin.



WUNDERBOXES: RAUMATI - SUMMER BY EMMA PRILL

14 October 2023 - 1 April 2024

The Wunderboxes were a miniature art adventure throughout the city centre. Families were guided by renowned Tauranga based artist, Emma Prill. Inspired from local pūrākau, you embarked on an extraordinary artistic exploration fuelled by the spirit of summertime. In partnership with Craigs Investment Partners.

“Such a cool space and the works are magnificent!!! Ka Pai!” - N Cording

“You guys are so great and what you offer our community!” - OPM




WHAKA-AHO: PEATA LARKIN AND ALEXIS NEAL

8 July 2023 - 1 October 2023

Peata Larkin (Tūhourangi, Ngāti Whakaue, Ngāti Tūwharetoa) and Alexis Neal's (Ngāti Awa/Te Ātiawa) practices intersect through their ancestral connections to weaving. Whaka-aho/connecting threads is a joint exhibition presenting a timeline of works that ignite shared conversations between the artists' personal developments, influences, and materiality; celebrating weaving structures that explore a sense of identity.

Whaka-aho was a new iteration of the artist's 2022 exhibition Whakamata at Mangere Arts Centre in Tāmaki Makaurau.



FULL CIRCLE: 12 YEARS OF THE MILES

19 August 2023 - 1 October 2023

Full Circle: 12 Years of The Miles celebrated the past winners of the much beloved Miles Art Awards. Running biennially for the past decade, the Miles Art Awards have been an opportunity for artists residing in the Bay of Plenty to submit their most accomplished artworks for Tauranga's premiere art award and to be exhibited in Tauranga Art Gallery. The event is named after one of Tauranga Art Gallery's original donors, the late Venetta Miles, who is remembered for her considerable foresight and generosity.



REBECCA ANN HOBBS: MĀNGERE BRIDGE; 246 METERS (2010)

19 August - 1 October 2023

Māngere Bridge; 246 meters (2010) is a single shot video directed by artist Rebecca Ann Hobbs that tracks the liquid rhythms of dancer Amelia Lynch as she winds, bops, and rolls the length of the old Māngere Bridge.

“Wow what an amazing display of art. Friendly yet helpful service. I can't wait to see more upcoming art especially the local talent of Aotearoa.” - N Paul

**ART + ARCHITECTURE: A
TAURANGA ART
GALLERY STORY
19 August 2023 – 1
October 2023**

This exhibition mapped the key moments of Tauranga Art Gallery's conception and journey as a public art gallery.



**JUSTINE WALKER: 100'S & 1000'S (2013)
22 July 2023 – 17 August 2023**

The video 100's & 1000's is based on a simple premise. Conducted in real time across 43 minutes, a woman's hand gently separates 100's & 1000's into coloured-coded piles.

This careful and methodical organisation of tiny objects hints at meditative practices such as mindfulness and the very human desire to bring order to the world.



**ACORN FOUNDATION JUNIOR ART AWARDS 2023
22 July 2023 – 1 October 2023**

Tauranga Art Gallery proudly presented our biennial Acorn Foundation Junior Art Awards finalists exhibition. The exhibition showcased a diverse range of exceptional talent from our tamariki aged 4-18, living in the Bay of Plenty. The theme Ahurea Tuakiri | Cultural Identity was open to limitless interpretation

**NICK AUSTIN: LIFE PUZZLE
27 May 2023 – 6 August 2023**

Life Puzzle is the first substantial exhibition to survey the work of Ōtepoti-based artist Nick Austin. Featuring works produced over the last 15 years selected and arranged by the artist, it was first presented in 2022 at the Whangārei Art Museum, in the town where he was born and grew up. Austin describes the exhibition's presentation as being "in the manner of a person who, late in the evening, gazing into the middle distance asks: 'How the heck did I get here?'".

"What a fabulous resource/experience for the students! Very creative and inspiring!" – T Golding

"Angie is amazing with the kids in our Home Schooling group. The children are always excited to see her and to hear what she has to say. A truly wonderful teacher." – J Doe

RON TE KAWA: HEAVENLY BODIES

20 May – 6 August

Maungarongo 'Ron' Te Kawa (Ngāti Porou) has made unique, exuberantly styled quilts since the early 1990s. Using bold colour and a tactile application of materials, his practice explores mātauranga Māori, his whakapapa and atua wāhine (goddesses) with a vigor and energy that is palpably infectious. He says; "My quilts are an invitation to celebrate the fun, colour and magic of te ao Māori and all those things that fill my heart and heal my mind and spirit. Dance, connection to wairua and nature, whānau, whenua, stories, survival, resilience." Te Kawa's Heavenly Bodies series consists of nine quilts. Each represents one of the nine stars of the Matariki star cluster, which are often personified as a mother, Matariki, and her eight children. First presented in 2022 at Season gallery in Tāmaki Makaurau, they were reunited by Tauranga Art Gallery especially for Matariki.



CHRISTINA READ: BEING A PERSON

10 June – 6 August 2023

Christina Read's work is bright, playful, and deeply vulnerable. The UK-born Tāmaki-based artist's practice spans drawing, painting, collage, textiles, and sculpture, all created with a distinctly 'handmade' sensibility that reveals the vulnerabilities of being an artist – and a person. Oscillating between fiction and autobiography, Read's work explores the construction of selfhood, giving language and form to the complexities of life.

"I'm so excited for our city to have an (even more) amazing art facility at its centre!" – N Hampshire

Touring Exhibition

TERMINUS: JESS JOHNSON & SIMON WARD

12 August 2023 – 25 February 2024

Toured to Otago Museum

With their pioneering use of virtual reality, artists Jess Johnson and Simon Ward created a mysterious universe of alien architecture populated by humanoid clones and cryptic symbols. Johnson's drawings are transformed from analogue into digital, animated by Ward and enriched with input from developer Kenny Smith and sound composer Andrew Clarke to create a virtual reality quest; a choose-your-own adventure into the technological. Originally commissioned by the National Gallery of Australia and the Balnaves Foundation





"Awesome opportunity for a wonderful collaboration!" – D Clarke

PUBLIC PROGRAMMES

July 2023 – June 2024

This year Toi Tauranga held a diverse range of public programs providing educational and knowledge sharing opportunities as well as nourishing our communities with the joy of creativity.

Highlights included renowned textile artist Maungarongo (Ron) Te Kawa in conversation with local artist Darcell Apelu, with Ron speaking about his art practice and philosophies to a full-house. The Alice Sea Mermaid Experience in support of Megan Dunn's Mermaid Chronicles exhibition was also a great success. This programme saw record attendance and left bystanders in awe of seeing a local Mermaid swimming and performing in Pilot Bay.

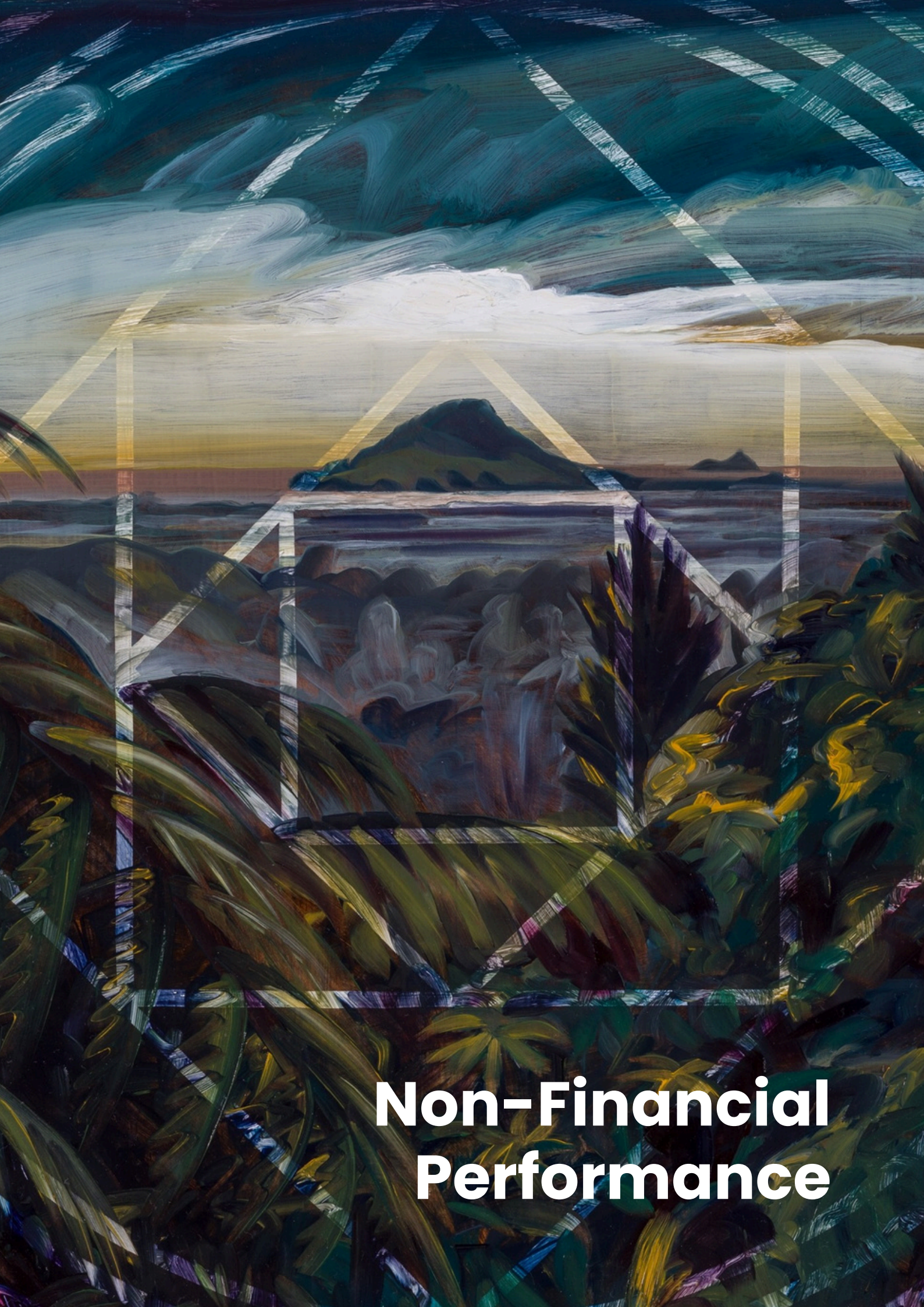
Tangaroa Piri Whare – Reverberating Through Time was an impressive evening of conversation with leading local artists and knowledge holders discussing the significance of Tauranga Moana through time. The panel was led by Antoine Coffin and included artist Duane Moyle, singer – songwriter Ria Hall and Josh Te Kani story teller and co-owner of Noa Blanket Co.









This year we have worked to capture all talks and presentations via Instagram-Live to attract audiences from outside the region and to offer greater access to our programs. This has been a tremendous success, and we will continue this offer as we move into hosting public programs at various sites across the city.

While the gallery is closed for renovation we will continue to support the arts in our communities by hosting events and talks in partnership with local organisations and businesses. Our next event, the annual Claudia Jarman Memorial Lecture hosted at Waikato University promises to be both stimulating and memorable.





Non-Financial Performance

Strategy	Objective	Performance Target	Status	2023-24 Results
He Tauranga Auaha To be an anchor of innovation and creativity TAG is a destination for both city visitors and residents, providing the opportunity for all to learn about and experience art	Deliver a diverse exhibition and events programme.	A high-quality programme with a minimum of 12 exhibitions and events is delivered that reflects the unique character and needs of Tauranga, inspires the Tauranga community, includes international representation, and integrates key objectives in the areas of innovation, diversity, community, environment.		12 exhibitions
		At least 35,000 visitors to the Gallery (2022-23); 35,000 for 2023-24 and 38,000 (2024-25)		20,733 to the gallery and 45,000 to other TAG exhibitions around NZ, total of 65,733
	Achieve a high level of customer satisfaction.	85% "highly satisfied/ positive" rating via our visitor survey and feedback received from schools and other participants of programmes and events.		92.5% highly satisfied
He Tauranga Auaha To be an anchor of innovation and creativity TAG is a destination for both city visitors and residents, providing the opportunity for all to learn about and experience art	Deliver a range of education programmes and learning opportunities that meets the needs of our clients.	Education programmes are linked to the exhibition programme and align with the Te Whāriki(ECE) and the NZ Curriculum (primary secondary) curriculum focus areas and identified tertiary outcomes. Programmes are developed to meet the needs of our participants, with te reo and te ao māori principles integrated within our programmes.		The Education Department delivered progressive programming, weaving the new curriculum and holistic learning experiences steeped in Te Reo Maori. This Innovative ECE programming meets all threads of the ECE curriculum - Te Whariki.
		A range of in-gallery, outreach and holiday programmes are delivered to a minimum of 7,500 students across Tauranga and the larger WBOP region. Continue to identify opportunities to expand our reach of programmes to schools/ kura.		3,938 students engaging in education programmes in the temporary Devonport Rd space
		Deliver a range of other learning opportunities for targeted groups and families / whānau – a minimum of 4 in 2023-24, and a minimum of 8 in 2024-25.		Weekend activity centres set up in both Main building and pop-up. Wunderboxes especially for 0-5 year olds

KEY TARGET MET TARGET NOT MET TARGET ON TRACK TO BE MET



Strategy	Objective	Performance Target	Status	2023–24 Results
He Tauranga Matarau To be an anchor for diversity TAG is inclusive and promotes partnerships with tangata whenua, values culture, and diversity and where people of all ages and backgrounds are included, feel safe, connected, and healthy.	Enhance our marketing and communication	A marketing and communications strategy is developed that effectively promotes the Gallery's full range of activities. It will include brand alignment and options to develop technology and digital platforms to provide alternative art experiences to grow audiences and enabling greater access to the visual arts.		With the development of a strategy and the appointment of a Marketing and Communications Co-ordinator and a Business Development and Experience Manager, the Gallery's promotional and engagement activity has increased in presentation and engagement. Highlights include 100,000+ online engagement with talks and panel discussions
	Partner with mana whenua, and ensure strong engagement with Māori	Implement an engagement strategy that reflects Tikanga Māori, enabling us to build stronger relationships with mana whenua and enabling wider engagement with Māori.		Māori Engagement Framework implementation underway
	Partner with government agencies, councils, and other organisations.	Staff, and where appropriate trustees, work in collaboration with relevant government agencies, groups, and councils to share best practice and to align with other events held across the city, i.e., Tauranga Arts Festival, Jazz Festival.		The Director is a member of the Aotearoa Gallery Directors network, Toi Ohomai and Te Tuhi Advisory Groups. Director on TCC Public Art Panel appointments panel. Curator on FONT public art trust curatorial advisory.
He Tauranga Whaihua To be an anchor of enduring success TAGT will pursue opportunities to secure funding and manage all funds with prudence and care with a commitment towards being financially sustainable.	Develop a greater awareness of our Social Return on Investment (SROI)	Our Social Return on Investment (SROI) impact is integrated into messages with stakeholders and Gallery supporters, leading to a better understand of our social and economic impact. Report findings to TCC as part of 2022-23 Annual Report.		Research by MCH and CNZ provides evidence and tools for 'changing the conversation'. TAG has been implementing key phrases into messaging and reporting to stakeholders and supporters. Sharing stories around key activity (i.e. through the newsletter) has been a key method of building understanding and support.
		New measures and statistics are identified, in addition to ongoing visitor attendance and feedback surveys, to be reported back through the 2022-23 Annual Report		New online and incentivised data capture implemented. New Business Development and Experience Manager appointed with a focus on developing Visitor Experience strategy that will improve reporting and in return overall experience
	Implement prudent financial management processes	Appropriate systems and controls are in place for the efficient financial management planning across all areas of the organisation.		TCC accountant performs monthly checks on financial processes. Compliance with TAGT Audit Committee Policy, Audit NZ requirements and approved general accounting practices.
		Our annual budget is monitored regularly, with current financial projections maintained to ensure gross revenue targets and forecasted expenditure is within budget.		TAGT Finance Audit and Risk committee oversaw monitoring of budget
		Generate 20% revenue from sources other than TCC (2022-23), building towards increasing our alternative revenue by a minimum of 20% (24% of overall operating budget) by 2024-25.		This financial year saw TAG generate 20.5% income from sources other than TCC

KEY TARGET MET TARGET NOT MET TARGET ON TRACK TO BE MET



Strategy	Objective	Performance Target	Status	2022-23 Results
He Tauranga Haukaha To be an anchor of great shelter	Involved in City Centre redevelopment project (Civic Precinct) discussions.	Evidence of collaboration with TCC management team on the development of the Civic Precinct.		Working closely with City Centre teams across partnerships, development and Te Manawataki o Te Papa. Director has established a Te Manawataki o Te Papa leadership and programming group with other facilities partners.
	He Tauranga Taiao To be anchor in environmental sustainability	An Asset Management Plan is developed that includes a well-planned repairs and maintenance programme, renewals, and future CAPEX priorities		HVAC review completed. Full plan now underway.
		Gallery operates in an environmentally sustainable way.	Investigate ways of using resources better and reducing waste by recycling and/or reusing materials and monitoring power consumption. ArtBus provides environmentally sustainable means for education students to attend programmes	
He Tauranga Haumarū To be anchor for development.	Health, safety, and well-being is a priority	TAGT identifies targets in period, in work towards achieving a sustainability accreditation by 2024-25		Application underway for Sustainability Certification
	TAGT will take all practical steps to ensure our people are valued, supported feel safe, connected, and healthy.	All health, safety and well-being policies and procedures reviewed, and an internal review programme developed to ensure they are regularly monitored to meet statutory requirements.		H&S policies updated to ensure we meet statutory requirements. Health and safety meetings are held monthly.
		Implement best practice human resource management policies and processes	To improve the culture of the organisation, staff are engaged, increased in employee satisfaction, meeting statutory obligations, and reducing organisational risk.	
	The board is providing best practice governance.	Annual staff survey to be undertaken, potentially in collaboration with Council with a staff rating of 80% staff satisfaction achieved.		TeamPulse survey scheduled for October 2024
		The board provides governance for the TAG strategic direction. All Trustees have a clear understanding of their roles and actively seek professional development opportunities. Board will also exercise openness and transparency, publishing our SOI on our website and key strategic documents, policies and staff and board charters.		Monthly TAGT meetings are held with clear strategic direction given to TAG Director. SOI and Annual reports published on website.
	TAGT board values align with Tauranga City Council's values.		TAGT works closely with TCC to ensure values align. This is reflected in the SOI.	

KEY TARGET MET TARGET NOT MET TARGET ON TRACK TO BE MET





Financial Performance

Entity Information

Tauranga Art Gallery

For the year ended 30 June 2024

Legal Name of Entity

The Tauranga Art Gallery Trust

Entity Type and Legal Basis

The Tauranga Art Gallery Trust (Trust) is a charitable trust formed in 1998 and is registered as a charitable entity under the New Zealand Charities Act 2005. The Trust also has charitable status with the Inland Revenue Department.

Registration Number

CC38535

Entity's Purpose or Mission

The primary objective of The Tauranga Art Gallery Trust is to develop and manage a public art gallery for the community, rather than making a financial return.

Entity Structure

The Trust is controlled by the Tauranga City Council and is a Council Controlled Organisation as defined in section 7 of the Local Government Act 2002.

The Trust comprises a Board of 8 Trustees who oversee the governance of the Trust, a Director who is responsible for the day to day operations of the Trust and reporting to the Trustees, as well as 6 full time, 6 part time and 14 casual staff who support the Director in delivering against the Trust's objectives. The Trustees are appointed by the Tauranga City Council.

Main Sources of Entity's Cash and Resources

An operating grant received from the Tauranga City Council is the Trust's main source of income. The Trust also has a Community Service Contract with the Western Bay of Plenty District Council and had a 3-year Contract for Service with the Ministry of Education to provide Learning and Education Outside the Classroom (LEOTC) programmes to local schools.

Physical Address

108 Willow Street, Tauranga, Tauranga, New Zealand, 3110

Postal Address

108 Willow Street, Tauranga, Tauranga, New Zealand, 3110

Contact details

Corner of Wharf and Willow Streets

Box 13255, Tauranga 3141 | New Zealand

Phone 07 578 7933

email: accounts@artgallery.org.nz

www.artgallery.org.nz

Legal Name of Entity

The Tauranga Art Gallery Trust

Entity Type and Legal Basis

The Tauranga Art Gallery Trust (Trust) is a charitable trust formed in 1998 and is registered as a charitable entity under the New Zealand Charities Act 2005. The Trust also has charitable status with the Inland Revenue Department.

Registration Number

CC38535

Entity's Purpose or Mission

The primary objective of The Tauranga Art Gallery Trust is to develop and manage a public art gallery for the community, rather than making a financial return.

Entity Structure

The Trust is controlled by the Tauranga City Council and is a Council Controlled Organisation as defined in section 7 of the Local Government Act 2002.

The Trust comprises a Board of 8 Trustees who oversee the governance of the Trust, a Director who is responsible for the day to day operations of the Trust and reporting to the Trustees, as well as 6 full time, 6 part time and 14 casual staff who support the Director in delivering against the Trust's objectives. The Trustees are appointed by the Tauranga City Council.

Main Sources of Entity's Cash and Resources

An operating grant received from the Tauranga City Council is the Trust's main source of income. The Trust also has a Community Service Contract with the Western Bay of Plenty District Council and had a 3-year Contract for Service with the Ministry of Education to provide Learning and Education Outside the Classroom (LEOTC) programmes to local schools.

Physical Address

108 Willow Street, Tauranga, Tauranga, New Zealand, 3110

Postal Address

108 Willow Street, Tauranga, Tauranga, New Zealand, 3110

Contact details

Corner of Wharf and Willow Streets

Box 13255, Tauranga 3141 | New Zealand

Phone 07 578 7933

email: accounts@artgallery.org.nz

www.artgallery.org.nz

Statement of Financial Performance

Tauranga Art Gallery

For the year ended 30 June 2024

'How was it funded?' and 'What did it cost?'

Account	Notes	2024 Actual \$	2024 Budget (unaudited) \$	2023 Actual \$
Revenue				
Funding from Local and Central Government	1	1,548,478	1,504,102	1,399,987
Non-government grants, sponsorship and donations	1	61,788	95,000	32,485
Interest, dividends and other investment revenue	1	65,323	31,200	37,360
Other revenue	1	308,854	242,560	293,382
Total Revenue		1,984,443	1,872,862	1,763,214
Expenses				
Volunteer and employee related costs	2	936,938	1,021,829	1,046,885
Advertising and marketing	2	45,002	65,000	49,255
Lease expense	2	5,564	7,668	6,292
Depreciation and amortisation		150,827	151,740	152,134
Costs related to providing goods or service	2	760,854	887,688	677,604
Special Projects		42,717	0	19,143
Total Expenses		1,941,902	2,133,925	1,951,313
Surplus/(Deficit) for the Year		42,541	(261,063)	(188,099)
Other Comprehensive Revenue & Expense				
Property, plant and equipment revaluations		0	0	(2,146,626)
Total Other Comprehensive Revenue & Expense		0	0	(2,146,626)
Total Comprehensive Revenue and Expense		42,541	(261,063)	(2,334,725)

Explanation of major variances against budget are provided on Note "14. Explanations of Major Variances to Budget"

For and on behalf of the Trustees:

Deputy Chair

Chair

Date:

Date:

This statement has been prepared without conducting an audit or review engagement, and should be read in conjunction with the attached Compilation Report.

Statement of Financial Position

Tauranga Art Gallery

As at 30 June 2024

Account	Notes	30-Jun-24	30-Jun-23
Assets			
Current Assets			
Bank accounts and cash	3	1,043,893	509,198
Debtors and prepayments	3	45,127	298,498
Inventory	3	6,848	9,000
Term deposits	3	915,681	872,889
Other current assets	3	0	0
Total Current Assets		2,011,550	1,689,585
Non-Current Assets			
Property, plant and equipment		11,402,783	11,469,158
Total Non-Current Assets		11,402,783	11,469,158
Total Assets		13,414,333	13,158,743
Liabilities			
Current Liabilities			
Creditors and accrued expenses	4	774,172	523,481
Employee costs payable	4	29,786	69,562
Total Current Liabilities		803,958	593,040
Total Liabilities		803,958	593,040
Total Assets less Total Liabilities (Net Assets)		12,610,375	12,565,703
Accumulated Funds			
Capital contributed by owners or members	5	1,000,000	1,000,000
Accumulated surpluses or (deficits)	5	5,889,695	5,845,022
Reserves	5	5,720,681	5,720,681
Total Accumulated Funds		12,610,375	12,565,703

Statement of Cash Flows

Tauranga Art Gallery

For the year ended 30 June 2024

Account	2024	2023
Cash Flows from Operating Activities		
Donations, fundraising and other similar receipts	61,788	29,985
Funding from Central and Local Government	1,548,478	1,391,717
Receipts from non-governmental sources for providing of goods or services	308,854	291,972
Interest, dividends and other investment receipts	65,323	26,970
GST	14,313	29,203
Payments to suppliers and employees	(1,918,206)	(1,805,504)
Cash flows from other operating activities	0	0
Total Cash Flows from Operating Activities	80,550	(35,657)
Cash Flows from Investing and Financing Activities		
Receipts from sale of property, plant and equipment	0	0
Payments to acquire property, plant and equipment	(84,454)	(30,620)
Payments to purchase investments	0	(19,163)
Cash flows from other investing and financing activities	538,600	0
Total Cash Flows from Investing and Financing Activities	454,146	(49,783)
Net Increase/(Decrease) in Cash	534,695	(85,440)
Bank Accounts and Cash		
Opening cash	509,198	594,638
Closing cash	1,043,893	509,198
Net change in cash for period	534,695	(85,440)

This statement has been prepared without conducting an audit or review engagement, and should be read in conjunction with the attached Compilation Report.

Statement of Accounting Policies

Tauranga Art Gallery

For the year ended 30 June 2024

Basis of Preparation

The entity has elected to apply PBE SFR-A (PS) Public Benefit Entity Simple Format Reporting - Accrual (Public Sector) on the basis that it does not have public accountability and has total annual expenses equal to or less than \$2,000,000. All transactions in the Performance Report are reported using the accrual basis of accounting. The Performance Report is prepared under the assumption that the entity will continue to operate in the foreseeable future.

Goods and Services Tax (GST)

The entity is registered for GST. All amounts are stated exclusive of goods and services tax (GST) except for accounts payable and accounts receivable which are stated inclusive of GST.

Grants

Council, government and non-government grants are recognised as revenue when the funding is received or receivable unless there is an obligation to return the funds if conditions of the grant are not met ("use or return condition"). If there is such an obligation, the grant is initially recorded as a liability and recognised as revenue when conditions of the grant are satisfied.

Sale of goods

Revenue from the sale of goods is recognised when the goods are sold to the customer.

Sale of services

Revenue from the sale of services is recognised when the services are provided to the customer.

Donated assets

Revenue from donated assets is recognised upon receipt of the asset, if the asset has a useful life of 12 months or more and the value of the asset is readily obtainable and significant.

Entrance fees

Entrance fees are not charged, any revenue in the form of admission donations is recognised upon receipt of the donation.

Venue hire

Fees charged for events or venue hire are recognised upon attendance at the event or at the time of venue hire. Refundable fees, paid in advance of an event or venue hire are recognised as liabilities until the time of the event or venue hire, at which time they are recognised as revenue. Non-refundable deposits are recognised as revenue at the time of receipt.

Interest and dividend revenue

Interest revenue is recorded as it is earned during the year. Dividend revenue is recognised when the dividend is declared.

Employee related costs

Wages, salaries and annual leave are recorded as an expense as staff provide services and become entitled to wages, salaries and leave entitlements.

Performance payments are recorded when the employee is notified that the payment has been granted.

Superannuation contributions are recorded as an expense as staff provide the services and become entitled to the contributions.

Advertising, marketing, administration, overhead and fundraising costs

These costs are expensed when the related service has been received.

Lease expense

Lease payments are recognised as an expense on a straight line basis over the lease term.

Bank Accounts and Cash

Bank accounts and cash in the Statement of Cash Flows comprise cash balances and bank balances (including short term deposits) with original maturities of 90 days or less.

Debtors

Debtors are initially recorded at the amount owed. When it is likely the amount owed (or some portion) will not be collected, a provision for impairment is recognised and the loss is recorded as a bad debt expense.

Inventories

Inventories are initially recorded at cost. Goods held for sale are subsequently measured at the lower of cost and their selling price. Goods for use or distribution are subsequently measured at cost and written down if they become obsolete.

When inventories are sold, exchanged or distributed, the carrying amount of those inventories is recognised as an expense in the period in which the related revenue is recognised. If there is no related revenue, the expense is recognised when the goods are distributed or the related service is rendered.

The amount of any write-down of inventories and all losses of inventories is recognised as an expense in the period the write-down loss occurs. The amount of any reversal of any write-down of inventories is recognised as a reduction in the amount of inventories recognised as an expense in the period in which the reversal occurs.

Investments

Investments comprise term deposits with banks. Bank deposits are initially measured at the amount paid. The carrying value of bank deposits maturing within 12 months approximates their fair value. If it appears that the carrying amount of the investment will not be recovered, it is written down to expected recoverable amount.

Property, Plant and Equipment

Land is measured at fair value and buildings are measured at fair value less accumulated depreciation. All other asset classes are measured at cost less accumulated depreciation and impairment losses.

Land, buildings and artwork are revalued with sufficient regularity to ensure that their carrying amount does not differ materially from fair value. A revaluation is undertaken at least every three years with the most recent being 30 June 2022.

Revaluation movements are accounted for on a class-of-asset basis.

The net revaluation results are credited or debited to other comprehensive revenue and expense and are accumulated to an asset revaluation reserve in equity for that class of asset. Where this would result in a debit balance in the asset revaluation reserve, this balance is not recognised in other comprehensive revenue and expense but is recognised in the surplus or deficit. Any subsequent increase on revaluation that reverses a previous decrease in value recognised in the surplus or deficit will be recognised first in the surplus or deficit up to the amount previously expensed and then recognised in other comprehensive revenue and expense.

Donated assets are recognised upon receipt of the asset if the asset has a useful life of 12 months or more and the current value of the asset can be readily obtainable and significant. For an asset to be used by the Trust, the asset is impaired if the value to the Trust in using the asset falls below the carrying amount of the asset.

Depreciation is provided on a straight line (SL) or diminishing value (DV) basis, at rates that will write the asset off over their useful lives. The useful lives and associated depreciation rates of major classes of assets is unchanged from prior year and estimated as follows:

	Rate	SL and/or DV
Artworks	N/A	N/A
Land	N/A	N/A
Building	1.0% - 2.0%	SL
Building Improvements	1.0% - 33.3% / 20%	SL/DV
Office equipment	4.0% - 30.0%	DV
Exhibition Equipment	6.6% - 40.0%	DV
Computer Equipment:	20.0%	DV
Tools and Workshop Equipment	10.0%	DV
Intangibles	20.0% - 50.0%	DV

Creditors and accrued expenses

Creditors and accrued expenses are measured at the amount owed.

Employee costs payable

A liability for employee costs payable is recognised when an employee has earned the entitlement.

These include salaries and wages accrued up to balance date and annual leave earned but not yet taken at balance date. A liability and expense for long service leave and gratuities are recognised when the entitlement becomes available to the employee.

Loans

Loans are recognised at the amount borrowed from the lender. Loan balances include interest accrued at year end that has not yet been paid.

Provisions

The Trust recognises a provision for future expenditure of uncertain amount or timing when there is a present obligation as a result of a past event, if it is probable that expenditure will be required to settle the obligation and a reliable estimate can be made of the amount of the obligation.

Income Tax

Tauranga Art Gallery is wholly exempt from New Zealand income tax having fully complied with all statutory conditions for these exemptions.

Budget figures

The budget is approved by the Board at the beginning of each financial year.

The budget figures have been approved in accordance with Tier 3 standards, using accounting policies that are consistent with those adopted by the Board in preparing these financial statements.

Tier 2 PBE Accounting Standards applied

The trust has not applied any Tier 2 PBE accounting standards in preparing these financial statements.

Changes in Accounting Policies

There have been no changes in accounting policies. Policies have been applied on a consistent basis with those of the previous reporting period.

Notes to the Performance Report

Tauranga Art Gallery

For the year ended 30 June 2024

Account	2024	2024 Budget \$ (unaudited)	2023
1. Analysis of Revenue			
Funding from Central and Local Government			
Tauranga City Council			
Operating Grant	1,255,102	1,255,102	1,325,243
Relocation Grant	219,377	175,000	0
Total Tauranga City Council	1,474,479	1,430,102	1,325,243
Western Bay of Plenty District Council	40,000	40,000	40,000
LEOTC Funding Education Programme	33,999	34,000	34,744
Total Funding from Central and Local Government	1,548,478	1,504,102	1,399,987
Non-government grants, sponsorship and donations			
Exhibition Sponsorship	7,500	25,000	2,609
Artbus Sponsorship	4,178	0	3,478
Admission Donations	4,658	12,000	22,241
Other donations			
Donation of art works (non- cash)	0	0	2,500
500 Club / Contemporary Corporate Donations	0	0	1,000
FoTAG Donations	6,299	8,000	50
Other Sponsorship In Kind	135	0	607
Grants Other (Non Ed/Exh related)	38,007	20,000	0
Donations	1,011	30,000	0
Total Other donations	45,452	58,000	4,157
Total Non-government grants, sponsorship and donations	61,788	95,000	32,484
Interest, dividends and other investment revenue	65,323	31,200	37,360
Other revenue			
Education programme revenue	114,387	122,200	54,863
Events and exhibitions	178,879	116,400	170,564
Exhibition Touring Income	0	0	19,490
Retail Sales	4,151	3,960	40,261
Venue hire	0	0	4,121
Sundry Income	11,437	0	4,082
Total Other revenue	308,854	242,560	293,382

Account	2024	2024 Budget \$ (unaudited)	2023
2. Analysis of Expenses			
Volunteer and employee related costs			
Salaries and wages	841,185	881,581	946,641
Recruitment and HR costs	14,488	18,200	22,580
Staff travel	8,853	10,700	913
Staff training	2,604	9,000	7,515
Other Employee related costs	11,302	35,448	5,951
Contractor expenses	58,505	66,900	63,285
Total Volunteer and employee related costs	936,938	1,021,829	1,046,885
Advertising and marketing			
Advertising Print Media	15,385	9,000	24,214
Advertising Radio, TV	4,165	5,000	3,332
Digital Media	7,936	6,000	1,838
Marketing and advertising Other	5,851	14,000	17,825
Graphic Design	9,210	19,000	243
Large Format M&M	2,455	12,000	1,803
Total Advertising and marketing	45,002	65,000	49,255
Lease expense			
TCC Car Park Lease	2,214	4,464	3,200
TCC Transformer Site Rental	3,349	3,204	3,092
Total Lease expense	5,564	7,668	6,292
Costs related to providing goods or services			
Accounting and payroll administration	1,891	8,400	7,875
Administration expenses	102,971	95,685	127,086
Audit fees	27,917	40,000	25,200
Building and maintenance	163,105	117,340	154,076
Consultants and legal	7,360	3,000	0
Cost of goods sold	7,762	3,240	11,316
Education expenses - Art bus	26,300	54,000	41,504
Education program expenses	16,204	23,600	16,004
Interest Expense	(5)	0	11
Relocation expenses	171,755	251,749	0
Insurance	14,214	26,082	28,304
Venue Hire	0	0	914
Collection expenses	0	39,900	1,400
Offsite Storage	25,704	24,996	11,930
Event and exhibition expenses			
Exhibition Catalogue	1,892	0	0
Exhibition Contractors	13,700	0	20,421
Exhibition Misc Expenses	44,404	195,642	31,532
Artist Exhibition Fee	39,159	0	36,109
Fundraising Expenses	14,342	3,500	0
Graphics Production Exhibitions	8,306	0	23,423
Licencing Fees	954	0	267
Materials Exhibition	28,033	0	18,196
Opening Exhibition/TAG Event expenses	2,448	15,000	10,823
Artist related expenses	6,753	0	19,588
Paint	1,609	0	9,936
Rydal Art Prize Expenses	0	0	52,596
TAG Events Supplies and Facilities	14,216	2,700	6,677
Touring Costs Exhibitions	5,156	5,000	13,580
Freight	10,871	0	4,084
Staff Travel Costs	3,835	2,850	4,751
Total Event and exhibition expenses	195,676	224,692	251,984
Total Costs related to providing goods or services	760,854	887,688	677,604

Account	2024	2024 Budget \$ (unaudited)	2023
3. Analysis of Assets			
Bank accounts and cash			
BNZ Oncall account	1,034,517	0	498,304
BNZ Operational Account	9,377	0	10,894
Total Bank accounts and cash	1,043,893	0	509,198
Debtors and prepayments			
Debtors	20,198	0	262,302
Prepayments	1,865	0	20,712
Interest Accrued	23,063	0	15,484
Total Debtors and prepayments	45,127	0	298,498
Inventory			
Inventory	6,848	0	9,000
Other current assets			
Assets Available for Sale ex Quikbooks	0	0	0
Investments			
Term deposits	915,681	0	872,889

All investments are fixed interest investments deposited with a maturity date of 12 month or less.

Account	2024	2024 Budget \$ (unaudited)	2023
4. Analysis of Liabilities			
Creditors and accrued expenses			
Accounts Payable	62,661	0	65,395
Accruals	87,258	0	100,340
Business Credit Card	2,339	0	8,922
GST	14,313	0	42,557
Revelopment Fund	538,600	0	0
Income in Advance	69,000	0	306,266
Total Creditors and accrued expenses	774,172	0	523,481
Employee costs payable			
Holiday Pay Accrual	29,786	0	37,852
Salary Accruals	0	0	31,710
Total Employee costs payable	29,786	0	69,562
5. Accumulated Funds			
Accumulated Funds			
Opening Balance	12,553,380	0	14,900,428
Opening Balance Adjustment	14,455	0	2,146,626
Reserves	0	0	(2,146,626)
Accumulated surpluses or (deficits)	42,541	0	(2,347,048)
Total Accumulated Funds	12,610,375	0	12,553,380
Total Accumulated Funds	12,610,375	0	12,553,380

Account	2024	2024 Budget \$ (unaudited)	2023
6. Breakdown of Reserves			
Reserves			
Land Revaluation Reserve	3,630,060	0	3,630,060
Building Revaluation Reserve	1,581,372	0	1,581,372
Collection Revaluation Reserve	509,249	0	509,249
Total Reserves	5,720,681	0	5,720,681

Account	2024	2024 Budget \$ (unaudited)	2023
7. Operating Lease Commitments			
Non-cancellable operating lease rentals payable:			
Less than one year	20,000	0	125,045
Between one and five years	1,667	0	33,862
More than five years	0	0	0
Total Non-cancellable operating lease rentals pay:	21,667	0	158,907

8. Significant Grants and Donations with Conditions not Recorded as a Liability

No such revenue noted in 2024 Financial year (2023: Nil)

9. Related Parties

Related party disclosures have not been made for transactions with related parties that are within a normal, supplier or client/recipient relationship on terms and conditions no more or less favourable than those that it is reasonable to expect the Trust would have adopted in dealing with the party at arm's length in the same circumstances.

There are no related party transactions to disclose in 2024 and no related party transactions disclosed in 2023.

10. Events After the Balance Date

A sale and purchase agreement was signed after balance date for the sale of Tauranga Art Gallery's land, on the corner of Wharf and Willow Street, to Tauranaga City Council. (Last year - nil).

11. Ability to Continue Operating

The entity will continue to operate for the foreseeable future.

12. Contingencies

There are no contingencies or guarantees as at balance date 30 June 2024 (2023 nil)

13. Audit Timing

Tauranga Art Gallery Trust was required under section 67(5)(b) - Amendments to the Local Government Act 2002 which requires the Trust Board to complete its audited financial statements and service performance information three months after the end of the financial year. This timeframe was met.

14. Variances

Account	Notes	2024 Actual \$	2024 Budget \$	Variance
Revenue				
Funding from Local and Central Government	1	1,548,478	1,504,102	44,376
Non-government grants, sponsorship and donations	2	61,788	95,000	(33,212)
Interest, dividends and other investment revenue	3	65,323	31,200	34,123
Other revenue	4	308,854	242,560	66,294
Total Revenue		1,984,443	1,872,862	111,581
Expenses				
Volunteer and employee related costs	5	936,938	1,021,829	84,891
Advertising and marketing		45,002	65,000	19,998
Lease expense		5,564	7,668	2,104
Depreciation and amortisation		150,827	151,740	913
Costs related to providing goods or services	6	760,854	887,688	126,834
Special projects	7	42,717	0	(42,717)
Total Expenses		1,941,902	2,133,925	192,023
Surplus/(Deficit) for the Year		42,541	(261,063)	303,604

Notes

- 1 Higher actuals to budget relates to higher funding for relocation than budgeted.
- 2 The decrease is due to lower exhibition sponsorship and admissions than budgeted.
- 3 The increase is due to higher interest income as a result of higher than budgeted deposits.
- 4 Due to higher exhibition and events funding and in line with prior year actuals whereas budget was set lower.
- 5 The saving is due to restructuring of roles with the temporary closure of the main TAG.
- 6 Lower actuals to budget due to lower exhibition costs than budgeted and TAG relocation costs incurred as Assets rather than budgeted in the Financial Performance.
- 7 Mainly relates to consulting costs associated with Maori Engagement and advisory.

Notes to the Performance Report continued

Tauranga Art Gallery

For the year ended 30 June 2024

	LAND	BUILDINGS AND IMPROVEMENTS	OFFICE EQUIPMENT	COMPUTER EQUIPMENT WEBSITE INTANGIBLE	EXHIBITION EQUIPMENT	TOOLS AND WORKSHOP	ARTWORKS	TOTAL
Carrying amount 1 July 2022								
Carry amount	4,018,000	7,597,700	58,593	22,802	62,109	6,500	1,962,800	13,728,504
Additions / (Disposals)	0	0	2,364	26,287	8,260	0	2,500	39,411
Capitalised Work in Progress	0	0	0	0	0	0	0	0
Revaluation	0	(2,146,626)	0	0	0	0	0	(2,146,626)
Depreciation expense	0	(129,074)	(5,328)	(7,802)	(9,279)	(650)	0	(152,133)
Carry amount at 30 June 2023	4,018,000	5,322,000	55,629	41,287	61,090	5,850	1,965,300	11,469,156

	LAND	BUILDINGS AND IMPROVEMENTS	OFFICE EQUIPMENT	COMPUTER EQUIPMENT WEBSITE INTANGIBLE	EXHIBITION EQUIPMENT	TOOLS AND WORKSHOP	ARTWORKS	TOTAL
Carrying amount 1 July 2023								
Carry amount	4,018,000	5,322,000	55,629	41,287	61,090	5,850	1,965,300	11,469,156
Additions / (Disposals)	0	72,617	4,761	1,299	5,777	0	0	84,454
Capitalised Work in Progress	0	0	0	0	0	0	0	0
Revaluation	0	0	0	0	0	0	0	0
Depreciation expense	0	(128,806)	(4,570)	(6,481)	(10,384)	(586)	0	(150,827)
Carry amount at 30 June 2024	4,018,000	5,265,811	55,820	36,105	56,482	5,264	1,965,300	11,402,783

Staff

Tauranga Art Gallery Trust

Chair: Rosemary Protheroe
Deputy Chair: Wayne Werder
Trustee: Hannah Scott
Trustee: Zara Stanhope
Trustee: Ciska Vogelzang
Trustee: Sylvia Willison
Trustee: Alan Withrington

Tauranga Art Gallery

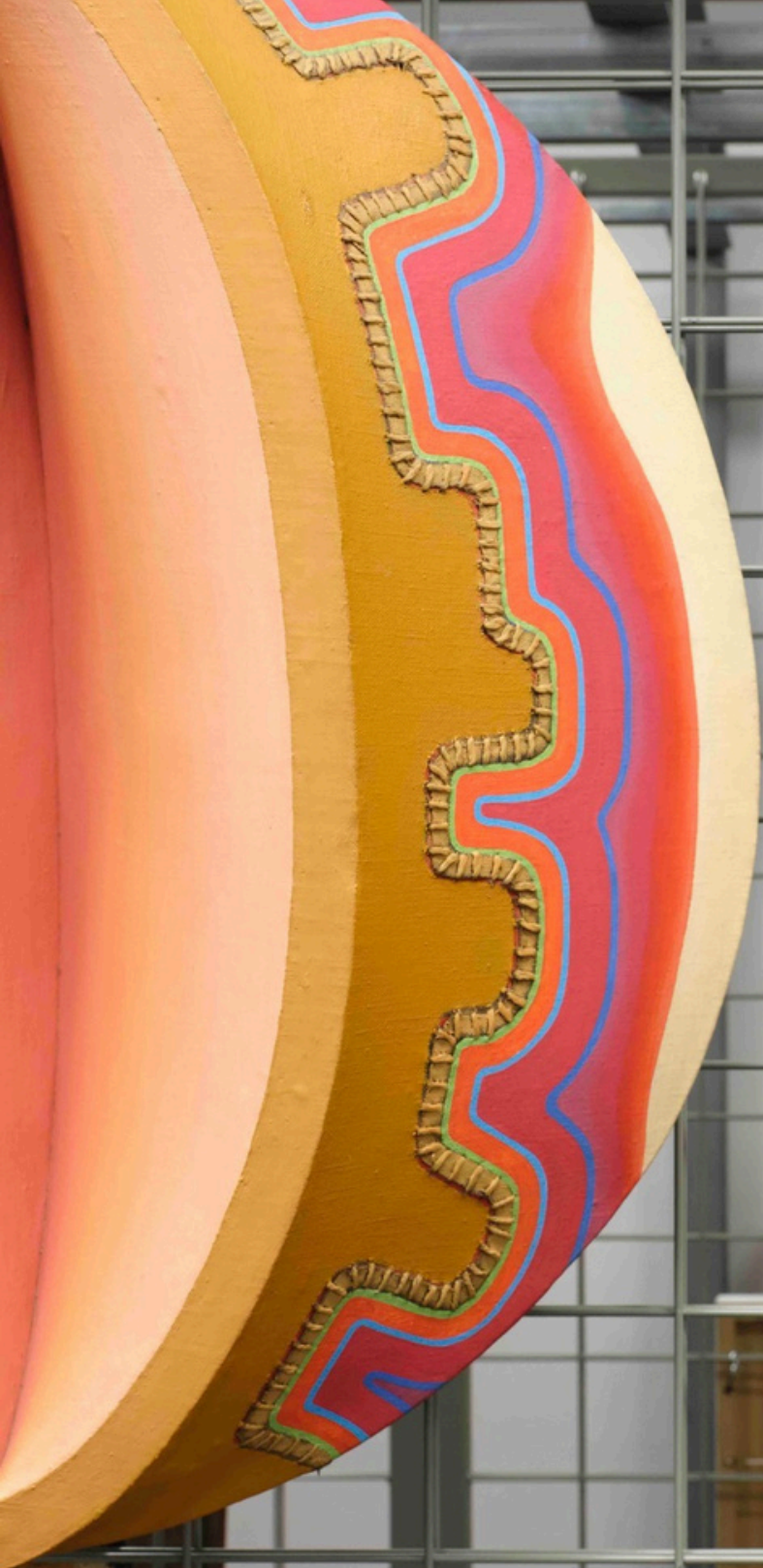
Director: Sonya Korohina

Business Development and Experience Manager: Ian Griffin
Marketing & Communications Manager: Ashlee Hastings
Office and Accounts Manager: Janeen Gleeson

Senior Curator & Exhibitions Manager: Serena Bentley
Curatorial Assistant & Public Programmes Lead: Monique Barnett

Education Manager: Sammy-Rose Scapens
Educator: Angie Ogilvy-Clark
School Liaison: Julie McGowan

Pou Arahi, Māori Advisor: Shirley-Marie Coffin (fixed term)
Redevelopment Project Manager: Duane Moyle (fixed term)



C
1



Ngā mihi